

FACT BOOK

1991-1992



THE HONG KONG UNIVERSITY OF SCIENCE AND TECHNOLOGY

FACT BOOK

1991-1992

Prepared by

Planning & Coordination Office

TABLE OF CONTENT

Courses	-----	1
Students	-----	2
Staff	-----	4
Finance	-----	8
Space	-----	10
Library	-----	11
Facilities	-----	12

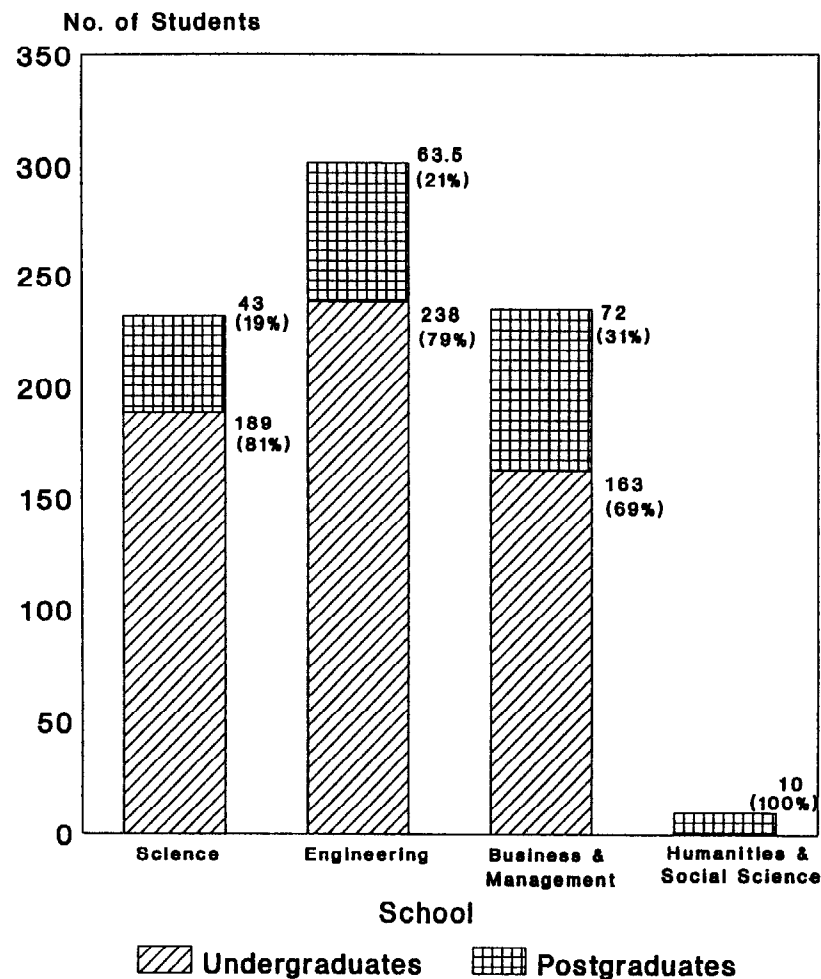
UNDERGRADUATE AND POSTGRADUATE COURSES OFFERED

Department	Undergraduate Programmes	Postgraduate Programmes
SCHOOL OF SCIENCE <i>Biochemistry</i> <i>Biology</i> <i>Chemistry</i> <i>Mathematics</i> <i>Physics</i>	<i>BSc in Biochemistry</i> <i>BSc in Biology</i> <i>BSc in Chemistry</i> <i>BSc in Mathematics</i> <i>BSc in Physics</i>	<i>MPhil</i> <i>MPhil, PhD</i> <i>MPhil, PhD</i> <i>MSc, MPhil, PhD</i> <i>MSc, MPhil, PhD</i>
SCHOOL OF ENGINEERING <i>Civil & Structural Engineering</i> <i>Computer Science</i> <i>Electrical & Electronic Engineering</i> <i>Mechanical Engineering</i>	-- <i>BEng in Computer Science</i> <i>BEng in Electrical & Electronic Engineering</i> --	<i>MSc, MPhil</i> <i>MSc, MPhil, PhD</i> <i>MSc, MPhil, PhD</i> <i>MSc, MPhil, PhD</i>
SCHOOL OF BUSINESS & MANAGEMENT <i>Accounting</i> <i>Economics</i> <i>Finance</i> <i>Marketing</i>	<i>BBA in Accounting</i> <i>BBA or BSc in Economics</i> <i>BBA in Finance</i> --	<i>MBA</i> <i>MBA</i> <i>MBA</i> <i>MBA</i>
SCHOOL OF HUMANITIES & SOCIAL SCIENCE <i>Humanities</i> <i>Social Science</i> <i>Chinese Studies</i>	-- -- --	<i>MPhil</i> <i>MPhil</i> <i>MA</i>
JOINT DEGREE PROGRAMME <i>Biotechnology</i>	--	<i>MSc</i>

STUDENT ENROLMENT BY DEPARTMENT
(Full Time Equivalents)

Department	Undergraduates	Postgraduates
SCHOOL OF SCIENCE		
Biochemistry	24	8
Biology	41	5.5
Chemistry	42	8
Mathematics	40	13
Physics	42	8.5
SCIENCE Total	189	43
SCHOOL OF ENGINEERING		
Civil & Structural Engineering	0	6.5
Computer Science	121	23
Electrical & Electronic Engineering	117	20.5
Mechanical Engineering	0	13.5
ENGINEERING Total	238	63.5
SCHOOL OF BUSINESS & MANAGEMENT		
Accounting	51	11.3
Economics	58	27.7
Finance	54	32.3
Marketing	0	0.7
BUSINESS & MANAGEMENT Total	163	72
SCHOOL OF HUMANITIES & SOCIAL SCIENCE		
Humanities	0	3
Social Science	0	2
Chinese Studies	0	5
HUMANITIES & SOCIAL SCIENCE Total	0	10
JOINT DEGREE PROGRAMME		
Biotechnology	0	1
HKUST TOTAL	590	189.5

NUMBER OF STUDENTS BY SCHOOL



SUMMARY OF STAFF NUMBER BY GROUP

Group	Senior Staff	Supporting Staff	Group Total
<i>Vice-Chancellor and Pro-Vice-Chancellors' Offices</i>	25	38	63
<i>Academic Departments</i>	113	70	183
<i>Centralized and Academic Support Offices</i>	73	116	189
<i>Administrative Departments</i>	32	283	315
HKUST TOTAL	243	507	750

NUMBER OF STAFF IN VICE-CHANCELLOR AND PRO-VICE-CHANCELLORS' OFFICES

Department	Senior Staff	Supporting Staff	Department Total
<i>Vice-Chancellor/President's Office</i>	2	4	6
<i>Planning & Coordination Office</i>	2	3	5
<i>Office of the Public Affairs</i>	3	8	11
<i>PVC (Academic Affairs)'s Office</i>	5	7	12
<i>PVC (Administration & Business)'s Office</i>	2	1	3
<i>PVC (Research & Development)'s Office</i>	2	1	3
<i>Office of the Dean of Science</i>	2	3	5
<i>Office of the Dean of Engineering</i>	2	3	5
<i>Office of the Dean of Business & Management</i>	3	5	8
<i>Office of the Dean of Humanities & Social Science</i>	2	3	5
TOTAL	25	38	63

NUMBER OF STAFF IN ACADEMIC DEPARTMENTS

Department	Professor	Reader	Senior Lecturer	Lecturer	Assistant Lecturer	Demonstrator	Supporting Staff	Department Total
SCHOOL OF SCIENCE								
<i>Biochemistry</i>	1		1	3			7	12
<i>Biology</i>	3		2	4			8	17
<i>Chemistry</i>	2		1	7			6	16
<i>Mathematics</i>	5	1	1	7		1	4	19
<i>Physics</i>	3		1	7			7	18
SCIENCE Total	14	1	6	28	0	1	32	82
SCH. OF ENGINEERING								
<i>Civil & Structural Eng.</i>	1		1	2			4	8
<i>Computer Science</i>	2		3	6		1	4.5	16.5
<i>Electrical & Electronic Eng.</i>	2	3	1	7	1		6.5	20.5
<i>Mechanical Engineering</i>	1		3		1		4	9
<i>Microelectronic Fabrication Centre</i>							3	3
ENGINEERING Total	6	3	8	15	2	1	22	57
SCHOOL OF BUSINESS AND MANAGEMENT								
<i>Accounting</i>	1	2		2		0.5	3.5	9
<i>Finance & Economics</i>	3		2	4	1	1	3.5	14.5
<i>Management</i>	1	2		1			1.5	5.5
BUSINESS AND MANAGEMENT Total	5	4	2	7	1	1.5	8.5	29
SCH. OF HUMANITIES AND SOCIAL SCIENCE								
<i>Humanities</i>	3		1	1			2	7
<i>Social Science</i>	1		1	3	1		2	8
HUMANITIES AND SOCIAL SCIENCE Total	4	0	2	4	1	0	4	15
TOTAL	29	8	18	54	4	3.5	66.5	183

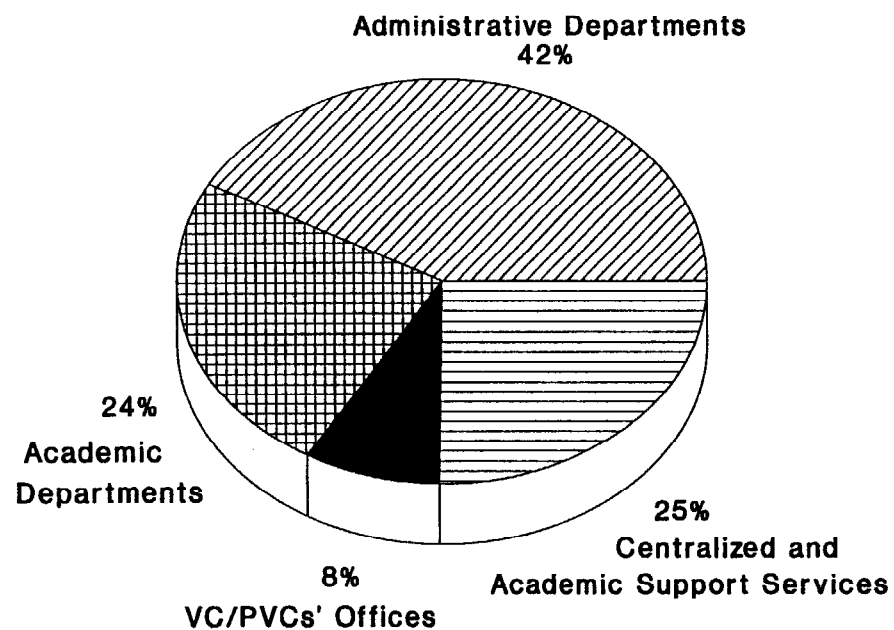
NUMBER OF STAFF IN CENTRALIZED AND ACADEMIC SUPPORT SERVICES

Department	Senior Staff	Supporting Staff	Department Total
<i>Centre of Computing Services & Telecommunications</i>	28	28	56
<i>Educational Technology Centre</i>	5	9	14
<i>Language Centre</i>	9	3	12
<i>Library</i>	20	41	61
<i>Materials Characterisation & Preparation Centre</i>	2	3	5
<i>Office of Laboratory Services</i>	5	26	31
<i>Research Centre</i>	3	4	7
<i>Technology Transfer Centre</i>	1	2	3
TOTAL	73	116	189

NUMBER OF STAFF IN ADMINISTRATIVE DEPARTMENTS

Department	Senior Staff	Supporting Staff	Department Total
<i>Admissions, Registration & Records Office</i>	3	10	13
<i>Estates Management Office</i>	9	164	173
<i>Finance Office</i>	7	37	44
<i>General Administration & Committees Office</i>	2	27	29
<i>Personnel Office</i>	7	25	32
<i>Student Affairs Office</i>	4	20	24
TOTAL	32	283	315

DISTRIBUTION OF STAFF BY GROUP

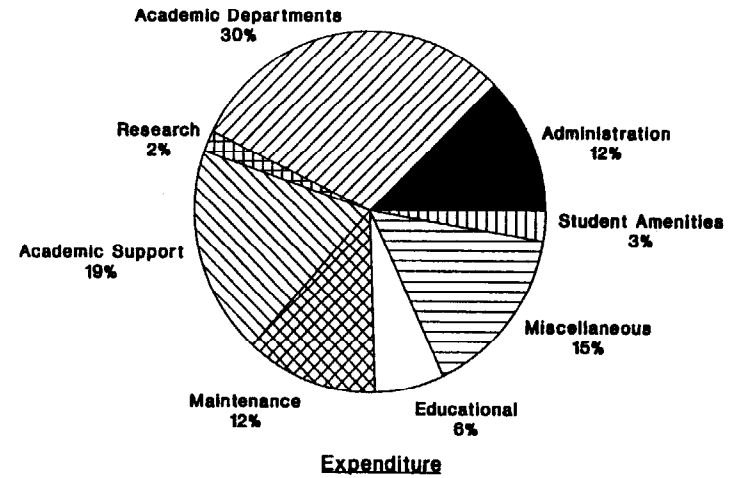
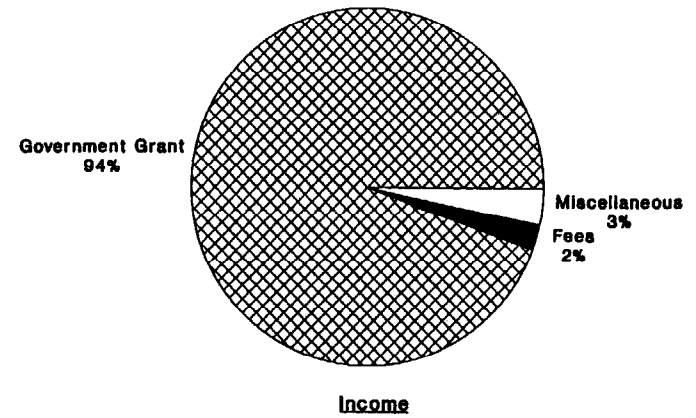


SUMMARY OF INCOME AND EXPENDITURE FOR 1990/91

Income	\$ M	% of Total
<i>Government Grant</i>	292.98	94.40
<i>Fees</i>	7.30	2.40
<i>Miscellaneous</i>	10.00	3.20
TOTAL	310.28	100.00

Expenditure	\$ M	% of Total
<i>Administration</i>	38.62	12.40
<i>Academic Department</i>	93.88	30.30
<i>Research</i>	5.90	1.90
<i>Academic Support Units</i>	58.40	18.80
<i>Maintenance</i>	37.60	12.10
<i>General Educational Expenditure</i>	19.92	6.40
<i>Student Amenities</i>	8.21	2.70
<i>Miscellaneous</i>	47.75	15.40
TOTAL	310.28	100.00

INCOME AND EXPENDITURE FOR 1990-1991



TOTAL AREAS OF DIFFERENT TYPES OF SPACE IN PHASE I

Description	Sq. M.	% of Total
<i>Administration and Staff Offices</i>	15,000	26
<i>Classroom and Lecture Theatres</i>	2,500	5
<i>Laboratories and Workshops</i>	6,900	12
<i>Library</i>	4,200	7
<i>Communal and Catering Area</i>	9,100	16
<i>Maintenance and Operation Area</i>	7,100	13
<i>Carpark</i>	12,000	21
TOTAL	56,800	100

SUMMARY OF LIBRARY PROVISION AND FACILITIES

Provision and Facilities	Quantity
<i>Books</i>	120,000 volumes
<i>Periodicals</i>	2,100 titles
<i>Media Resources</i>	
<i>Compact Discs/Video Discs and Tapes/Audio Tapes</i>	3700 copies
<i>Compact Disc Players</i>	3
<i>Laser Disc Players</i>	3
<i>Video Cassette Recorders</i>	9
<i>Audio Tape Recorders</i>	3
<i>Record Player</i>	1
<i>Slide Projectors</i>	5
<i>Databases</i>	
<i>Online Journal Indexes</i>	4 titles/2,000,000 records
<i>Compact Disc Indexes</i>	37 titles/104 discs
<i>Full-Text Journal Databases</i>	4 titles/806 discs
<i>Individual Study Carrels</i>	262
<i>Seating Capacity</i>	380
<i>Public Online Search Terminals</i>	26

SPORTS AND STUDENT FACILITIES

Types	Description	Sq. M.
<i>Sports Facilities</i>	<i>Multi-Purpose Sports Hall for badminton, basketball, volleyball, indoor soccer, handball, etc.</i>	<i>1,630</i>
	<i>Multi-Purpose Room for table-tennis, aerobic dance, martial arts, etc.</i>	<i>400</i>
	<i>Fitness Room</i>	<i>140</i>
	<i>Outdoor Basketball Court</i>	<i>500</i>
	<i>Outdoor Tennis Court</i>	<i>270</i>
<i>Student Amenities</i>	<i>Student Canteen (600 seats)</i>	<i>500</i>
	<i>Various Function Rooms including Meeting Rooms, Music Room, TV Room, Games Room and Quiet Room</i>	<i>600</i>
<i>Halls of Residence</i>	<i>Undergraduate Hall (544 places)</i>	<i>3,700</i>
	<i>Postgraduate Hall (120 places)</i>	<i>1,650</i>